



## HIPC INDICATORS – DECEMBER 2025



SL NO.	NABH KPI	HIPC INDICATORS	BENCH MARK		RATE
			NHSN	AIMS	DECEMBER
1.	13/32	CAUTI	2	1.5	0.3 (1/ 3227 Catheter days)
2.	14/32	VAE/VAP	4.16	1.5	0 (0/205 Ventilator days)
3.	15/32	CLABSI	2.79	2.6	2.7 (03/1113 Central line days)
4.	16/32	SSI	2	1	0.78 ( 06/ 712 Surgeries )



  
**Dr. BETSY THOMAS**  
 MD, FRCOG, DNB, MICOG  
 PRINCIPAL  
 AMALA INSTITUTE OF MEDICAL SCIENCES  
 AMALA NAGAR, THRISSUR-680 555

## HIPC INDICATORS - 2025

SL NO.	NABH KPI	HIC INDICATORS	BENCH MARK		RATE
			NHSN	AIMS	DECEMBER
5.	17/32	HAND HYGIENE	-	60	CVS ICU (82 %-1 <sup>st</sup> place)
6.	30/32	NSI	-	4	4.21 (2/474 Average occupied days)

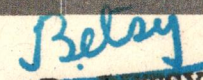


## HIPC INDICATORS – NOVEMBER 2025



SL NO.	NABH KPI	HIPC INDICATORS	BENCH MARK		RATE
			NHSN	AIMS	NOVEMBER
1.	13/32	CAUTI	2	1.5	0.81 (3/ 3699 Catheter days)
2.	14/32	VAE/VAP	4.16	1.5	0 (0/182 Ventilator days)
3.	15/32	CLABSI	2.79	2.6	0.78(01/1272 Central line days)
4.	16/32	SSI	2	1	1 ( 08/ 784 Surgeries )



  
**DR. BETSY THOMAS**  
 MD, FRCOG, DNB, MICOG  
 PRINCIPAL  
 AMALA INSTITUTE OF MEDICAL SCIENCES  
 AMALA NAGAR, THRISSUR-680 555

## HIPC INDICATORS - 2025



SL NO.	NABH KPI	HIC INDICATORS	BENCH MARK		RATE
			NHSN	AIMS	NOVEMBER
5.	17/32	HAND HYGIENE	-	-	CVS ICU (88 %-winner)
6.	30/32	NSI	-	-	3.75 (2/532 Average occupied days)

*Amala*

DR. BEJAY THOMAS  
MD, FRCCG, DRB, MICOB  
PRINCIPAL  
AMALA INSTITUTE OF MEDICAL SCIENCES  
AMALA NAGAR, THIRUVARUR-680 552



## HIPC INDICATORS – OCTOBER 2025



SL NO.	NABH KPI	HIPC INDICATORS	ALERT LEVEL		RATE
			NHSN	AIMS	OCTOBER
1.	13/32	CAUTI	2	1.5	0.8 (3/ 3531 Catheter days)
2.	14/32	VAE/VAP	4.16	1.5	0.54 (01/182 Ventilator days)
3.	15/32	CLABSI	2.79	2.6	1.4(02/1400 Central line days)
4.	16/32	SSI		1	0.75 ( 6 / 796 Surgeries )




*Betsy*

**Dr. BETSY THOMAS**  
 MD, FRCOG, DNB, MICOG  
 PRINCIPAL  
 AMALA INSTITUTE OF MEDICAL SCIENCES  
 AMALA NAGAR, THRISSUR-680 555

## HIPC INDICATORS - 2025


SL NO.	NABH KPI	HIC INDICATORS	ALERT LEVEL		RATE
			NHSN	AIMS	OCTOBER
5.	17/32	HAND HYGIENE	-	-	Post Operative ICU (85 %)
6.	30/32	NSI	-	-	1.8(1/ 563 Average occupied days)



## HIPC INDICATORS – SEPTEMBER 2025



SL NO.	NABH KPI	HIPC INDICATORS	ALERT LEVEL		RATE
			NHSN	AIMS	SEPTEMBER
1.	13/32	CAUTI	2	1.5	0.8 (3/ 3627 Catheter days)
2.	14/32	VAE/VAP	4.16	1.5	7(02/285 Ventilator days)
3.	15/32	CLABSI	2.79	2.6	1.3(02/1583 Central line days)
4.	16/32	SSI	2	1	0.9 ( 7 / 759 Surgeries )




Betsy

Dr. BETSY THOMAS  
MD, FRCOG, DNB, MICOG  
PRINCIPAL  
AMALA INSTITUTE OF MEDICAL SCIENCES  
AMALA NAGAR, THRISSUR-680 555

## HIPC INDICATORS - 2025

SL NO.	NABH KPI	HIC INDICATORS	ALERT LEVEL		RATE
			NHSN	AIMS	SEPTEMBER
5.	17/32	HAND HYGIENE	-	-	1 <sup>st</sup> - NICU (83 %)
6.	30/32	NSI	-	-	3.7(2/ 546 Average occupied days)



## HIPC INDICATORS – AUGUST 2025



SL NO.	NABH KPI	HIPC INDICATORS	ALERT LEVEL		RATE
			NHSN	AIMS	AUGUST
1.	13/32	CAUTI	2	1.5	0.78 (3/3799 Catheter days)
2.	14/32	VAE	4.16	1.5	0
3.	15/32	CLABSI	2.79	2.6	3.55 (06 /1688 Central line days)
4.	16/32	SSI	2	1	0.79 ( 6 / 754 Surgeries )

*Betsy*

**Dr. BETSY THOMAS**  
MD, FRCOG, DNB, MICOG  
PRINCIPAL

AMALA INSTITUTE OF MEDICAL SCIENCES  
AMALA NAGAR, THRISSUR-680 555



## HIPC INDICATORS – JULY 2025



SL NO.	NABH KPI	HIPC INDICATORS	ALERT LEVEL		RATE
			NHSN	AIMS	JULY
1.	13/32	CAUTI	2	1.5	1.1(5/4351 Catheter days)
2.	14/32	VAE/VAP	4.16	1.5	<u>VAE - 0</u>
					<u>CLINICAL VAP</u> 4.8(01/208 ventilator days)
3.	15/32	CLABSI	2.79	2.6	2.2(03/ 1318 Central line days)
4.	16/32	SSI	2	1	0.87 ( 7 / 796 Surgeries )
5.	30/32	NSI	-	-	0.3(2 / 586 Occupied days)




**Dr. BETSY THOMAS**  
 MD, FRCOG, DNB, MICOG  
*Betsy* PRINCIPAL  
 AMALA INSTITUTE OF MEDICAL SCIENCES  
 AMALA NAGAR, THRISSUR-680 555

## HIPC INDICATORS – JUNE 2025



SL NO.	NABH KPI	HIPC INDICATORS	ALERT LEVEL		RATE
			NHSN	AIMS	JUNE
1.	13/32	CAUTI	2	1.5	1.3(5/3703 Catheter days)
2.	14/32	VAE	4.16	1.5	<u>VAE -0</u>
					<u>CLINICAL VAP</u> 14.7 (03/204 ventilator days)
3.	15/32	CLABSI	2.79	2.6	3.2 (04/ 1217 Central line days)
4.	16/32	SSI	2	1	0.84 ( 7 / 824 Surgeries )
5.	30/32	NSI	-	-	0.7 (4 / 518 Occupied days)



## HIPC INDICATORS –MAY 2025



SL NO.	NABH KPI	HIPC INDICATORS	ALERT LEVEL		RATE
			NHSN	AIMS	MAY
1.	13/32	CAUTI	2	1.5	0.57(2/3508 Catheter days)
2.	14/32	VAE	4.16	1.5	<u>VAE -0</u>
					<u>CLINICAL VAP</u> 20 (05/250 ventilator days)
3.	15/32	CLABSI	2.79	2.6	2.9(04/ 1365Central line days)
4.	16/32	SSI	2	1	1.1 ( 10 / 909 Surgeries )
5.	30/32	NSI	-	-	1.94 (1/515 Occupied days)

