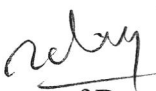


## D. CLINICAL MATERIAL AND INVESTIGATIVE WORKLOAD OF THE DEPARTMENT OF EMERGENCY MEDICINE

### i. Clinical workload / material of the Emergency Medicine Department:

Particulars	On the day of assessment (12 midnight to 2.00 PM)	Previous day data	Year 1 2022	Year 2 2023	Year 3 (Last Year) 2024
1	2	-	3	4	5
Number of patients attended (in the green zone of the Emergency Department). Write average daily attendance in columns 3, 4 and 5*	N/A	N/A	62	77	81
Admissions (number of patients admitted in Red and Yellow Zones). Write average daily admission in columns 3, 4 and 5*	N/A	N/A	35	35	40
Total number of patients admitted in the hospital through EM dept.	N/A	N/A	12775	15330	17339
Bed occupancy	N/A	N/A	X	X	X
Bed occupancy for the whole year above 75% (Prepare a Data Table) Annexure 3	N/A	N/A	Yes/No	Yes/No	Yes/No
Number of Major surgeries for patients attending EM#	N/A	N/A	585	630	656
Number of Minor Surgery/Procedures in EM @	N/A	N/A	9850	11890	12112
Number of patients put on ventilator	N/A	N/A	1203	1501	1550
Procedures \$	N/A	N/A	Given below	Given below	Given below
Daily consumption of blood units for EM patients. (Write average of all days in column 3, 4 and 5).	N/A	N/A	1.85	2.68	2.98
X-rays per day for EM patients. (Write average of all days in column 3, 4 and 5).	N/A	N/A	23	33	39
Ultrasonography per day for EM patients (OPD + IPD). (Write average of all days in column 3, 4 and 5).	N/A	N/A	3	6	7
CT scans per day for EM	N/A	N/A	6	7	8

  
**Dr. BETSY THOMAS**  
 MD, FRCOG, DNB, MICOG  
 PRINCIPAL  
 AMALA INSTITUTE OF MEDICAL SCIENCES  
 AMALA NAGAR, THRISSUR-680 555

Signature of Assessor


Particulars	On the day of assessment (12 midnight to 2.00 PM)	Previous day data	Year 1 2022	Year 2 2023	Year 3 (Last Year) 2024
patients(OPD + IPD). (Write average of all days in column 3, 4 and 5).					
MRI scans per day for EM patients (OPD + IPD). (Write average of all days in column 3, 4 and 5).	N/A	N/A	1.9	2.8	3.9
Haematology workload per day for EM patients (OPD + IPD). (Write average of all days in column 3, 4 and 5).	N/A	N/A	47	50	55
OPD Haematology workload per day for EM patients. (Write average of all days in column 3, 4 and 5).	N/A	N/A	22	26	29
Biochemistry workload per day for EM patients (OPD + IPD). (Write average of all days in column 3, 4 and 5).	N/A	N/A	85	112	130
OPD Biochemistry workload per day for EM patients. (Write average of all days in column 3, 4 and 5).	N/A	N/A	79	92	103
Microbiology workload per day for EM patients (OPD + IPD). (Write average of all days in column 3, 4 and 5).	N/A	N/A	23	29	33
OPD Microbiology workload per day for EM patients. (Write average of all days in column 3, 4 and 5).	N/A	N/A	15	18	20
ABG per day for EM patients (OPD + IPD). (Write average of all days in column 3, 4 and 5).	N/A	N/A	29	35	40
Cardiac biomarkers per day for EM patients (OPD + IPD). (Write average of all days in column 3, 4 and 5).	N/A	N/A	18	22	28
Total deaths in the EM department	N/A	N/A	112	128	181

Signature of Dean



Dr. BETSY THOMAS  
MD, FRCOG, DNB, MICOG  
PRINCIPAL

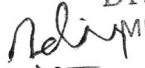
AMALA INSTITUTE OF MEDICAL SCIENCES  
AMALA NAGAR, THRISSUR-680 555



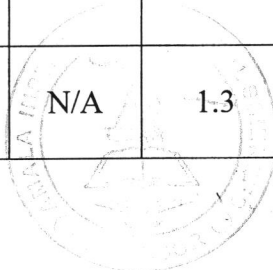
Signature of Assessor

**D. CLINICAL MATERIAL AND INVESTIGATIVE WORKLOAD OF THE DEPARTMENT OF OTORHINOLARYNGOLOGY:**

Parameter	Numbers				
	On the day of assessment	Previous day data	Year 1 2022	Year 2 2023	Year 3 (last year) 2024
1	2	-	3	4	5
Total numbers of Out-Patients	N/A	N/A	20,180	21,354	21,460
Out-Patients attendance (write <b>Average daily Out-Patients attendance</b> in column 3,4,5) *	N/A	N/A	67	71	72
Total numbers of new Out-Patients	N/A	N/A	2444	2608	2680
New Out Patients attendance (write average in column 3,4,5) * for Average daily New Out-Patients attendance	N/A	N/A	8	8.7	9
Total Admissions	N/A	N/A	1589	1113	1190
Bed occupancy	N/A	N/A	X	X	X
Bed occupancy for the whole year above 75%.	N/A	N/A	Yes	Yes	Yes
Histopathology Workload per day (average of all working days)	N/A	N/A	1.3	1.5	1.7

  
**Dr. BETSY THOMAS**  
 MD, FRCOG, DNB, MICOG  
 PRINCIPAL  
 AMALA INSTITUTE OF MEDICAL SCIENCES  
 AMALA NAGAR, THRISSUR-680 555

Signature of Dean



Signature of Assessor


X-rays per day (OPD + IPD).(write average of all working days in column 3, 4 and 5)	N/A	N/A	4	5	4
Ultrasonography per day (OPD + IPD). (write average of all working days in column 3, 4 and 5)	N/A	N/A	6	5	0.8
CT scan per day (OPD + IPD).(write average of all working days in column 3, 4 and 5)	N/A	N/A	4	5	1.09
MRI per day (OPD + IPD).(write average of all working days in column 3, 4 and 5)	N/A	N/A	1	2	0.3
Cytopathology Workload per day (OPD + IPD).(write average of all working days in column 3, 4 and 5)	N/A	N/A	0.26	0.27	0.27
OPD Cytopathology Workload per day.(write average of all working days in column 3, 4 and 5)	N/A	N/A	0.13	0.14	0.14
Haematology workload per day (OPD + IPD).(write average of all working days in column 3, 4 and 5)	N/A	N/A	0.1	0.15	0.15
OPD Haematology workload per day.(write average of all working days in column 3, 4 and 5)	N/A	N/A	0.05	0.08	0.08
Biochemistry Workload per day (OPD + IPD).(write average of all working days in column 3, 4 and 5)	N/A	N/A	23.83	30.81	14
OPD Biochemistry Workload per day.(write average of all working days in column 3, 4 and 5)	N/A	N/A	7.94	10.27	1.6
Microbiology Workload per day (OPD + IPD).(write average of all working days in column 3, 4 and 5)	N/A	N/A	1.08	1.15	4.8
OPD Microbiology Workload per day.(write average of all working days in column 3, 4 and 5)	N/A	N/A	0.54	0.58	0.82
Total Major surgeries in the department	N/A	N/A	449	542	605
Total Minor surgeries in the department	N/A	N/A	4733	5206	5260
Number of Procedures endoscopy/syringing etc. (write average of all working days in column 3, 4 and 5.	N/A	N/A	24	25	32
Number of Audiometry cases. (Write average of all working days in column 3, 4 and 5.	N/A	N/A	3.26	3.99	4.6
Number of BERA done. (Write average of all working days in	N/A	N/A	0.18	0.11	0.16

Signature of Dean  
 BETSY THOMAS  
 FRCOG, DNB, MICOG  
 PRINCIPAL

AMALA INSTITUTE OF MEDICAL SCIENCES  
 AMALA NAGAR, THRISSUR-680 555

Signature of Assessor

Betsy



**Dr. BETSY THOMAS**  
MD, FRCOG, DNB, MICOG  
PRINCIPAL  
AMALA INSTITUTE OF MEDICAL SCIENCES  
AMALA NAGAR, THRISUR-680 555

FORM-B (OTORHINOLARYNGOLOGY)/2024

column 3, 4 and 5.					
Number of patients for Speech Therapy. (Write average of all working days in column 3, 4 and 5.	N/A	N/A	0.92	0.73	1.01
Number of patients for Impedance. (Write average of all working days in column 3, 4 and 5.	N/A	N/A	0.94	1.6	2.3
Total Deaths. **	N/A	N/A	NIL	2	1
Total Blood Units Consumed	N/A	N/A	11	4	4