

Amala Institute of Medical Sciences

Central Library

CD Details in the year 2025

Sl.No.	Barcode	Author	Title	Published Year
1	CD665	Sreenivas, Sujith	Jaypee's video atlas of medicolegal autopsy	2018
2	CD664	Harikrishnan, S	Percutaneous mitral valvotomy	2018



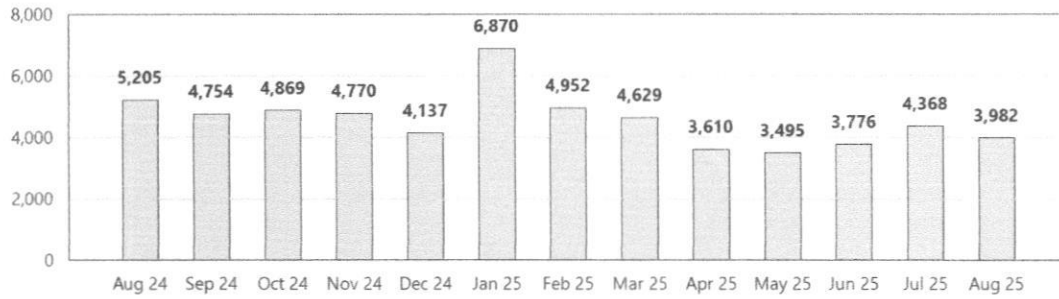
Data in this report reflects current reporting period except where noted. Benchmarks are included where possible to allow for comparison.

Client Insights & Decision Impact

74	570	1,407	67
Unique Users Count**	Projected Decisions Changed*	Projected Decisions Reinforced*	NPS^

* Projected decisions changed and projected decisions reinforced are calculated by taking the number of searches within the reporting period from your organization, multiplied by the overall percent of decisions changed or decisions reinforced as reported by all enterprise customers in 2023.
 **The number of distinct known users that had usage in the reporting period, not including anonymous users.
 ^Lifetime NPS score calculated from end user surveys

Total Usage by Month



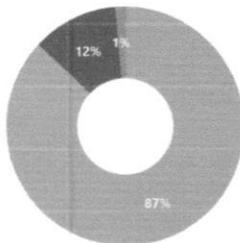
Trending Topics** Sorted by Increase in Views

Topic Viewed	% Change from Previous Year*
Causes and evaluation of hyperkalemia in adults	3700%
Overview of neutropenic fever syndromes	2600%
Rhabdomyolysis: Clinical manifestations and diagnosis	340%

**Trending topics are up to 3 of the most viewed topics from this report period that had highest increase in views from previous year
 *Previous Year counts reflect data from the same reporting period in the year previous to the current report.

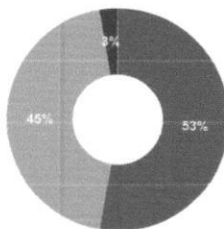
Access Insights

Methods Used to Access Topics



Access Method	View Count	Client % Total Views	National Average % Total Views
Mobile App	3,467	87.1%	84.6%
Registered UpToDate.com	461	11.6%	10.8%
Unregistered UpToDate.com	54	1.4%	4.5%

Percent of Users by User Role Groups



User Role Group	User Role	User Count	Client % Total Users	National Average % Total Users
Trainee	Resident	33	44.6%	39.6%
	Medical Student	6	8.1%	11.4%
Clinician	Physician	24	32.4%	41.5%
	Pharmacist	6	8.1%	2.2%
	Physician Assistant	3	4.1%	0.9%
	Medical Librarian	2	2.7%	0.1%
Other			2.7%	



Top 5 Topic Specialties by Views

Topic Specialty	View Count Report Period	% Change from Previous Year*
Drug Information	1,200	+43%
Infectious Diseases	445	-45%
Oncology	412	+29%
Hematology	242	-34%
Primary Care (Adult)	208	-50%

Top 5 Medical Topics by Views

Medical Topics	View Count Report Period	% Change from Previous Year*
Campylobacter jejuni infection	55	+100%
Causes and evaluation of hyperkalemia in adults	38	+3700%
Urine anion and osmolal gaps in metabolic acidosis	33	+100%
Clinical presentation, staging, and prognostic factors of Ewing sarcoma	30	+100%
Overview of neutropenic fever syndromes	27	+2600%

Top 5 Drug Information Topics by Views

Drug Information Topics	View Count Report Period	% Change from Previous Year*
Meropenem: Drug information	133	+18%
Piperacillin and tazobactam: Drug information	55	-34%
Oseltamivir: Drug information	36	+44%
Ceftazidime and avibactam: Drug information	24	+50%
Fluconazole: Drug information	21	+11%

*Previous Year counts reflect data from the same reporting period in the year previous to the current report.

Top 5 Panel by Views

New panel functionality content released October 2024

Rank	Panel	View Count Report Period	National Topic Ranking
1	Rhabdomyolysis	12	11
2	Hyperthyroidism in nonpregnant adults	7	5
3	New-onset urticaria	6	26
4	Lyme disease	4	36
5	Iron deficiency in adults	4	17



Monthly Engagement Dashboard

Amala Institute of Medical Science Phase 1 (2 lds)

CME Redemptions by User Role

User Role	Users that Redeemed CME in Report Period	Users with Accrued CME to Redeem*
Other	0	96
Physician	0	44
Physician Assistant	0	5

*Includes registered and unregistered users that have not redeemed CME in the past 12 months, but have CME available to redeem



Betsy

Dr. BETSY THOMAS
MD, FRCOG, DNB, MICOG
PRINCIPAL
AMALA INSTITUTE OF MEDICAL SCIENCES
AMALA NAGAR, THIRISSUR-680 555